PYD ELECTROBOMBAS

Serie CX

GAMA NORMALIZADA

DOMESTIC PUMPS •
POMPES DOMESTIQUES

CENTRÍFUGA NORMALIZADA CON IMPULSOR EN INOX

FUNCIONAMIENTO SILENCIOSO
QUIET OPERATION • FONCTIONNEMENT SILENCIEUX

CATÁLOGO TÉCNICO

Bombas centrífugas normalizadas monobloc, adecuadas para circulación en instalaciones de climatización, sistemas de riego, presurización en aplicaciones industriales

Monoblock standarized centrifugal pumps suitable for circulation in air conditioning systems, irrigation systems, pressurization in industrial applications.

Pompes normalisées monobloc centrifuge apte à circuler dans les systèmes de climatisation, systèmes d'irrigation, la pressurisation dans les applications industrielles.

MATERIALES

Cuerpo bomba: INOX 304
Impulsor: INOX 304
Eje rotor: INOX 304
Cierre mecánico: Cer/graf
Juntas: NBR

ÁREA DE TRABAJO

Protección: IP 55
Aislamiento: Clase F
Temperatura: 0ºC -70ºC
Autoaspirante: 4m

MATERIALS

Pump body: SS 304
Impeller: SS 304
Rotor shaft: SS 304
Mechanical seal: Cer/graf
Seals: NBR

WORK AREA

Protection: IP 55
Insulation: Class F
Temperature: 0ºC -70ºC
Self-priming: 4m

MATÉRIAUX

Corps de pompe : INOX 304
Roue : INOX 304
Arbre du rotor : INOX 304
Garniture mécanique : Cer/graf
Joints : NBR

ZONE DE TRAVAIL

Protection : IP 55
Isolation : Classe F
Température : 0ºC -70ºC
Auto-amorçage : 4m

Curvas, datos técnicos y puntos de servicios

CX 50-32

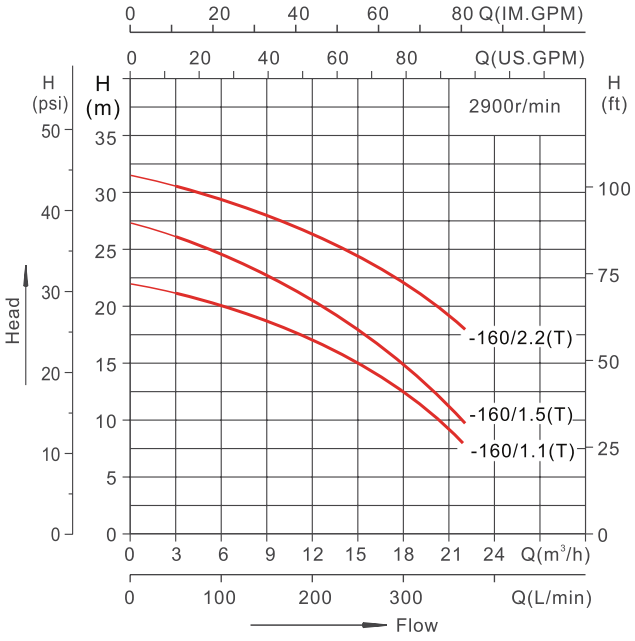

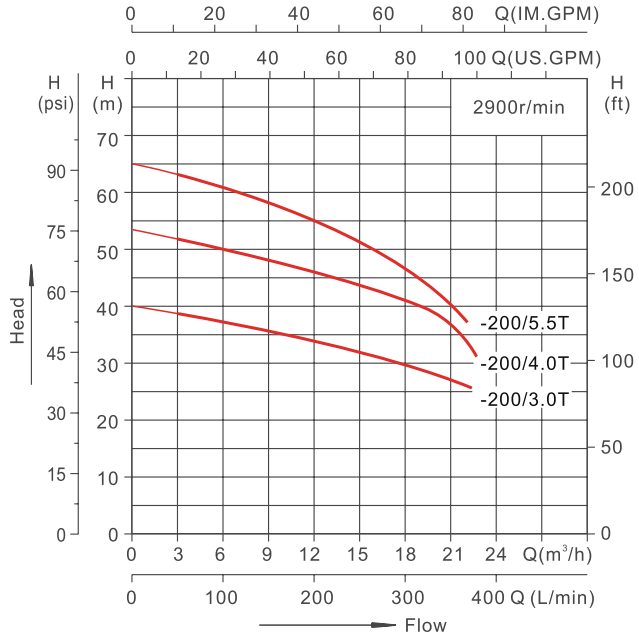

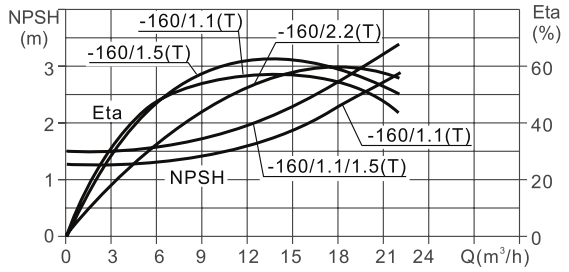

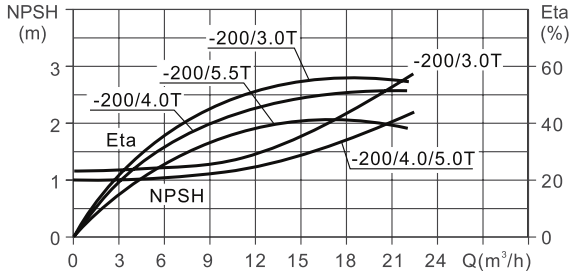

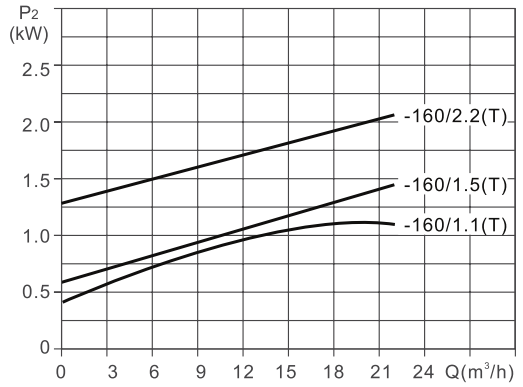

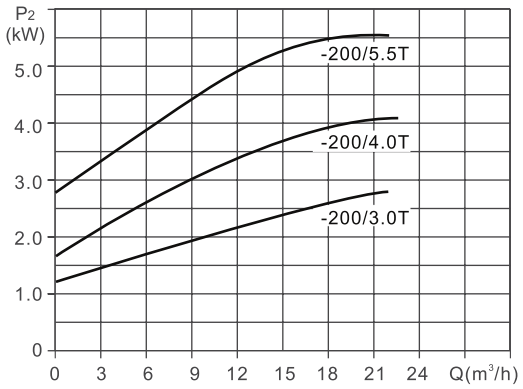

MODELO	DN Ø (mm)		POTENCIA		INT.	PESO
	ASP.	IMP.	KW	Hp	A	Kg
CX 50-32-160/1.1	50	32	1,1	1,5	2,7	19,7
CX 50-32-160/1.5	50	32	1,5	2,0	3,6	23,0
CX 50-32-160/2.2	50	32	2,2	3,0	4,9	27,7
CX 50-32-200/4.0	50	32	4,0	5,5	8,2	56,3

CAUDAL								
m³/h	3	6	9	12,5	15	18	20	22
l/min	50	100	150	208	250	300	333	366
ALTURA DE CARGA EN METROS								
CX 50-32-160/1.1	21,0	20,0	18,5	16,5	15,0	12,5	10,0	8,0
CX 50-32-160/1.5	26,0	24,5	22,5	20,0	18,5	15,0	12,5	9,5
CX 50-32-160/2.2	30,5	29,5	27,5	26,0	24,0	22,5	20,5	18,0
CX 50-32-200/4.0	51,5	50,0	48,0	45,0	43,0	41,0	39,0	30,0

CX 65-40

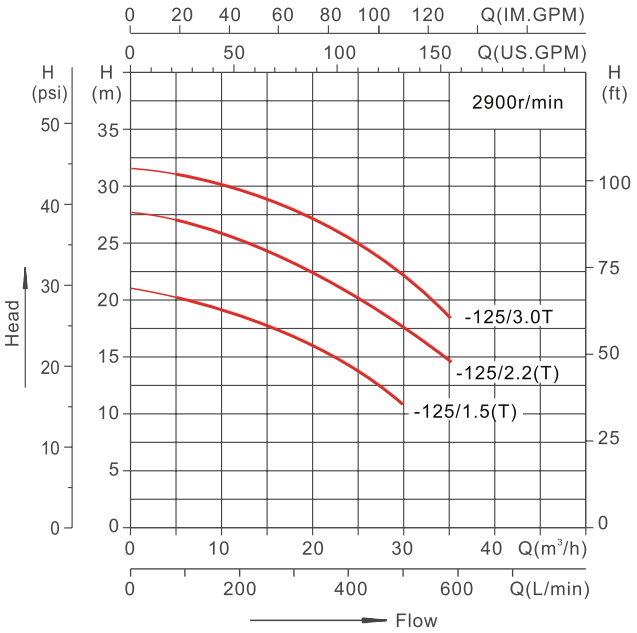

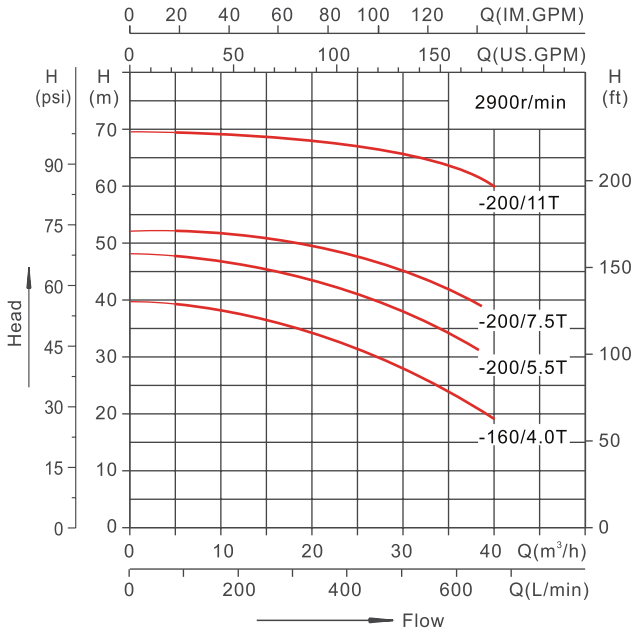

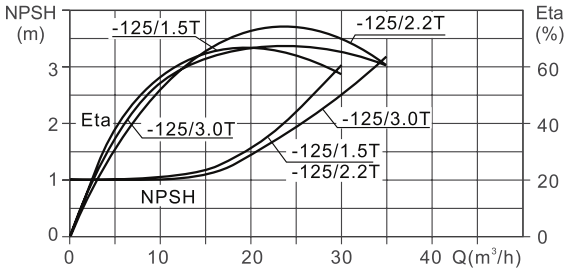

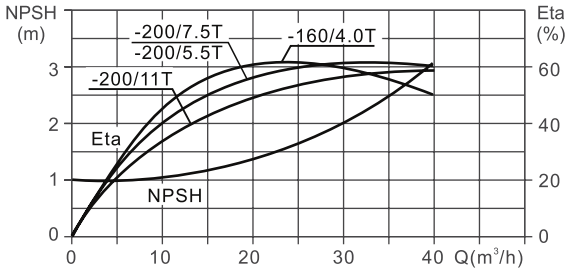

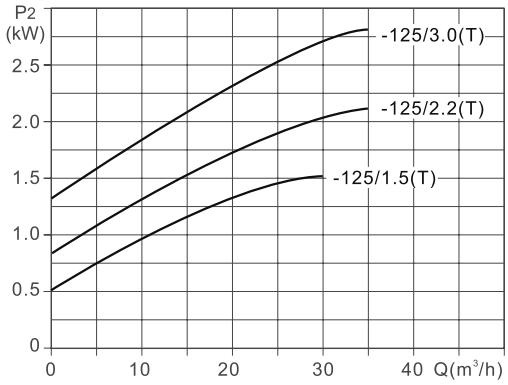

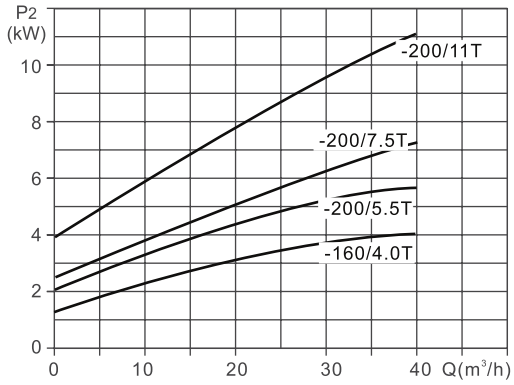

MODELO	DN Ø (mm)		POTENCIA		INT.	PESO	CAUDAL							
							m³/h	5	10	15	20	25	30	35	40
							l/min	83	167	250	333	417	500	583	667
	ASP.	IMP.	KW	Hp	A	Kg		ALTURA DE CARGA EN METROS							
CX 65-40-125/1.5	65	40	1,5	2,0	3,6	23,0		20,0	19,0	17,5	16,0	13,0	10,5		
CX 65-40-125/2.2	65	40	2,2	3,0	4,9	26,5		27,0	26,0	24,0	22,0	20,0	17,0	14,0	
CX 65-40-125/3.0	65	40	3,0	4,0	6,7	32,0		31,0	30,0	29,0	27,0	25,0	22,0	18,0	
CX 65-40-160/4.0	65	40	4,0	5,5	8,2	53,8		39,0	38,0	36,5	34,0	31,0	28,0	24,0	19,0
CX 65-40-200/5.5	65	40	5,5	7,5	11,1	67,5		47,0	46,0	45,0	44,0	41,0	38,0	34,0	30,0
CX 65-40-200/7.5	65	40	7,5	10,0	14,9	78,6		52,0	51,5	51,0	50,0	48,0	45,0	42,0	38,0
CX 65-40-200/11	65	40	11,0	15,0	21,2	96,0		69,0	69,0	68,5	68,0	68,0	66,0	64,0	60,0

CX 65-50

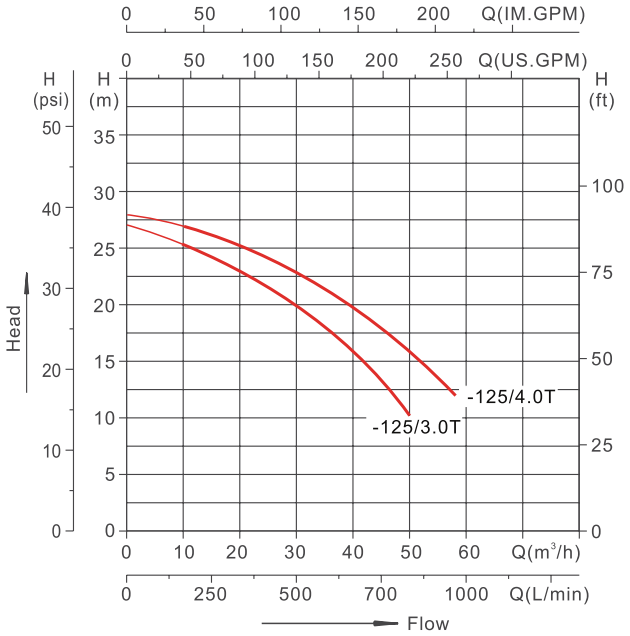

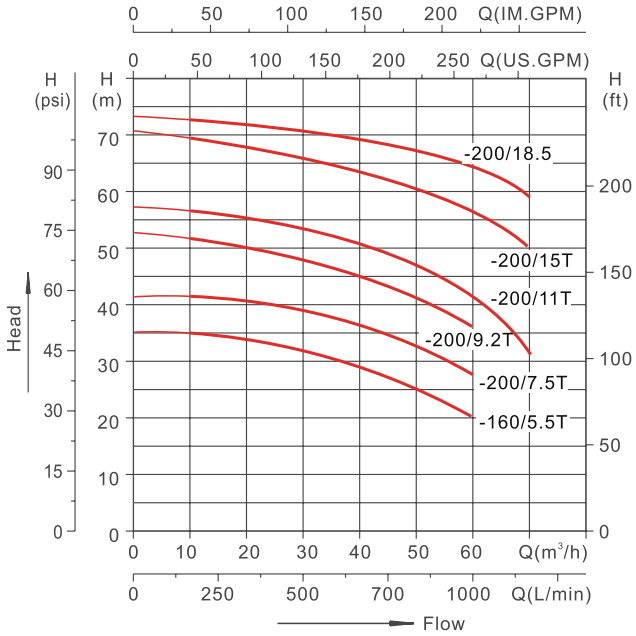

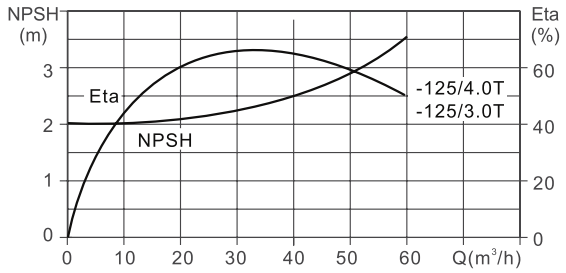

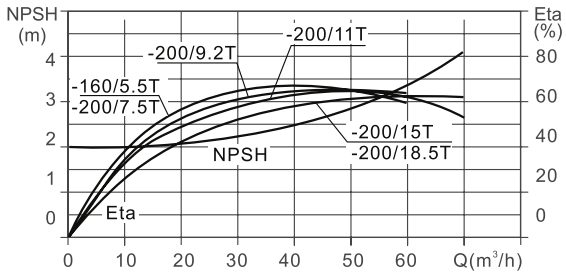

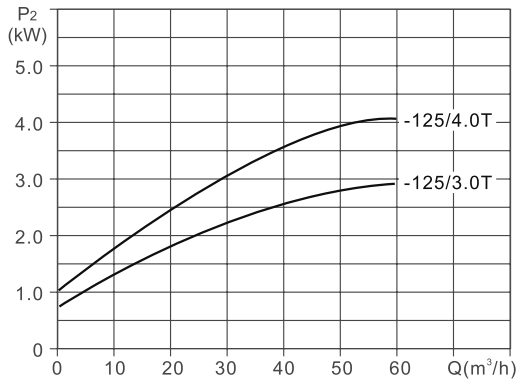

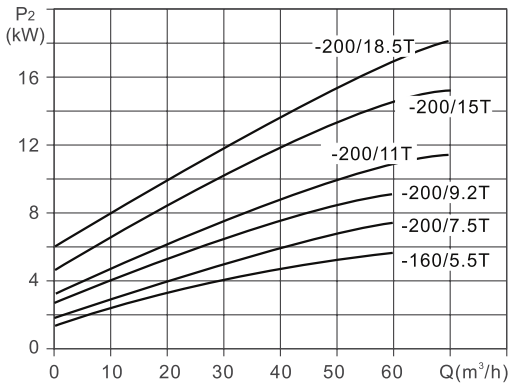

MODELO	DN Ø (mm)		POTENCIA		INT.	PESO	CAUDAL							
							m³/h	5	10	20	30	40	50	60	70
							l/min	83	167	333	500	667	833	1.000	1.167
	ASP.	IMP.	KW	Hp	A	Kg		ALTURA DE CARGA EN METROS							
CX 65-50-125/3.0	65	50	3,0	4,0	6,7	32,0		27,0	26,0	23,0	20,0	16,0	10,0		
CX 65-50-125/4.0	65	50	4,0	5,5	8,2	54,0		28,0	27,0	26,0	24,0	21,0	16,0		
CX 65-50-160/5.5	65	50	5,5	7,5	11,1	68,0		34,5	34,5	34,0	31,5	28,5	24,0	20,0	
CX 65-50-200/7.5	65	50	7,5	10,0	14,9	78,6		41,0	41,0	40,5	39,0	36,0	32,0	27,5	
CX 65-50-200/9.2	65	50	9,2	12,5	17,9	86,5		52,0	52,0	51,0	49,0	45,0	41,0	37,0	
CX 65-50-200/11	65	50	11,0	15,0	21,2	96,0		57,0	56,0	55,0	53,0	51,0	48,0	42,0	30,0
CX 65-50-200/15	65	50	15,0	20,0	28,6	115,0		69,0	68,0	67,0	65,0	64,0	62,0	57,0	50,0
CX 65-50-200/18.5	65	50	18,5	25,0	34,7	152,0		73,0	72,0	71,0	70,0	69,0	68,0	65,0	59,0

CX 80-65

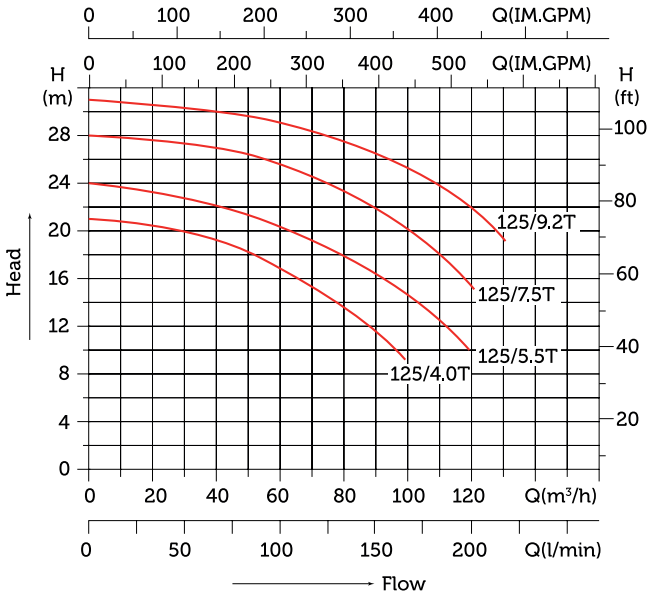

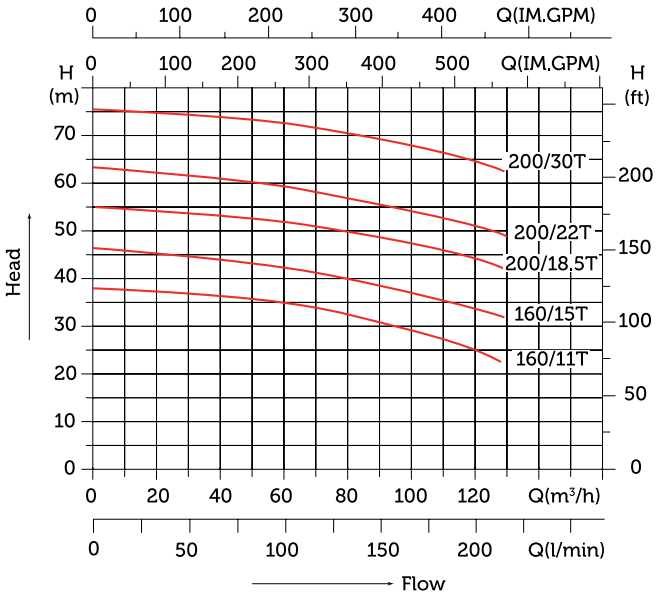

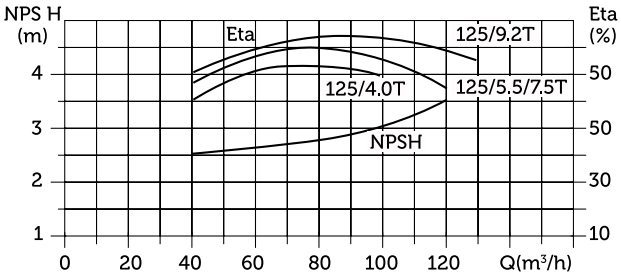

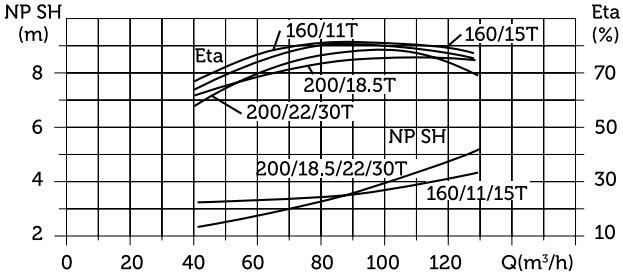

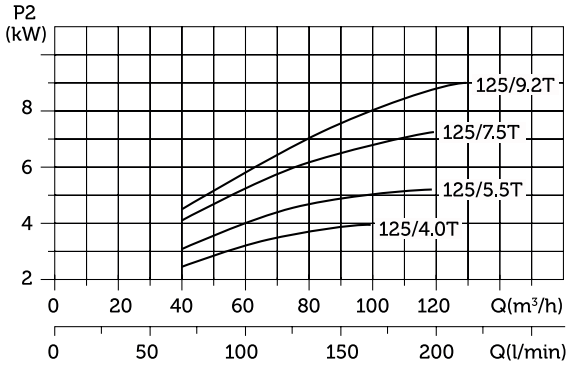

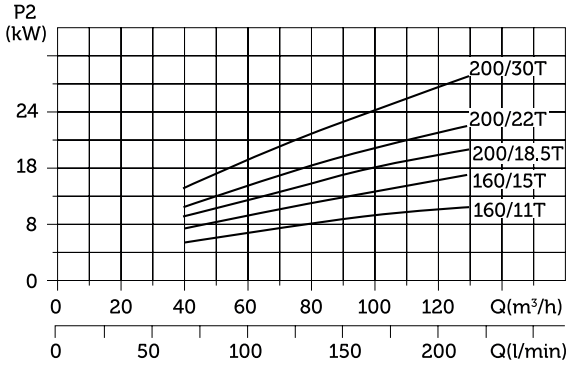

	CAUDAL									
m³/h	40	50	60	70	80	90	100	110	120	130
l/min	667	833	1000	1167	1333	1500	1667	1833	2000	2167

MODELO	DN Ø (mm)		POTENCIA		INT.	PESO	ALTURA DE CARGA EN METROS									
	ASP.	IMP.	KW	Hp	A	Kg										
CX80-65-125/4.0	80	65	4,0	5,5	9,6	40	19	18	17	15	13	11	9			
CX80-65-125/5.5	80	65	5,5	7,5	11,1	55	22	21	20	19	18	17	15	13	10	
CX80-65-125/7.5	80	65	7,5	10,0	14,9	70	27	26	25	24	23	22	20	18	15	
CX80-65-125/9.2	80	65	9,2	12,5	18,3	78	30	29	29	28	27	26	25	23	22	19
CX80-65-160/11	80	65	11,0	15,0	21,2	90	36	35	34	33	32	31	29	27	25	22
CX80-65-160/15	80	65	15,0	20,0	28,6	100	44	43	42	40	39	38	37	36	34	32
CX80-65-200/18.5	80	65	18,5	25,0	34,7	140	53	52	51	50	49	48	47	45	44	41
CX80-65-200/22	80	65	22,0	30,0	41,1	210	60	59	58	57	56	55	54	53	51	49
CX80-65-200/30	80	65	30,0	40,0	55,7	280	72	72	71	70	69	68	67	66	65	63

CX 100-80

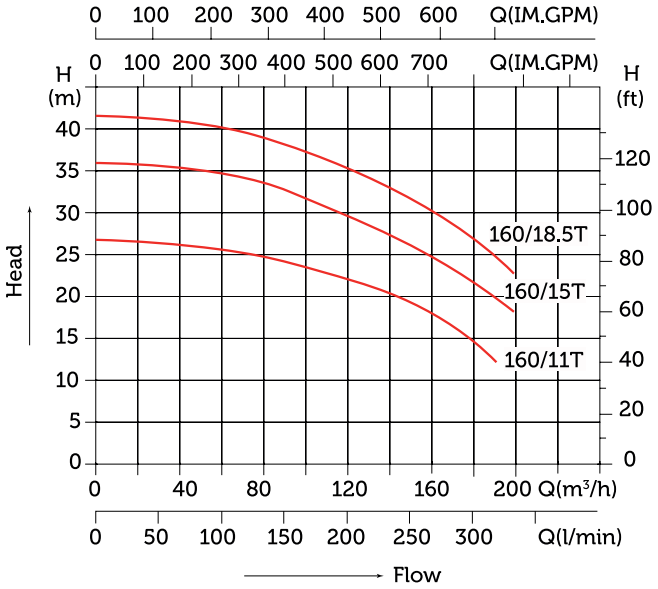

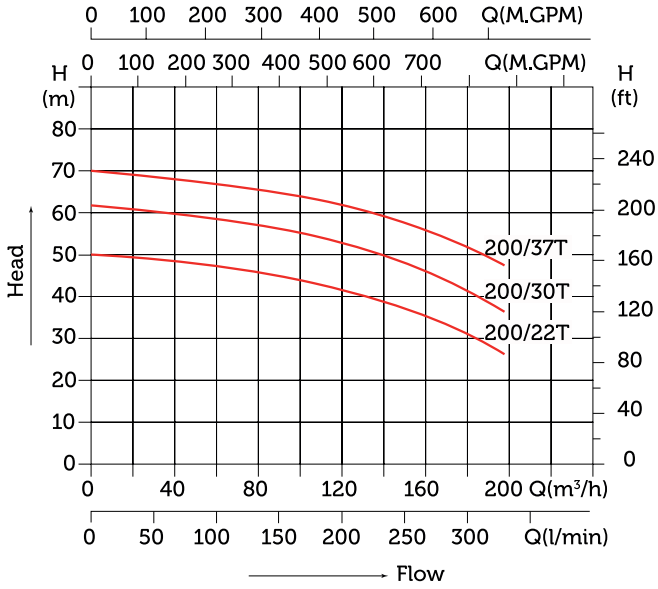

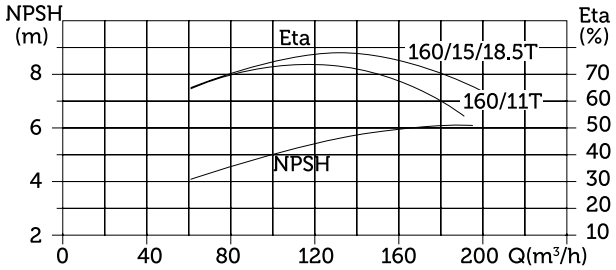

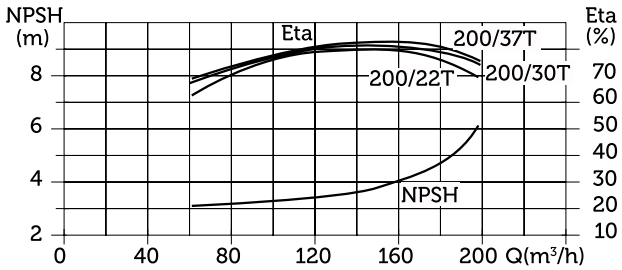

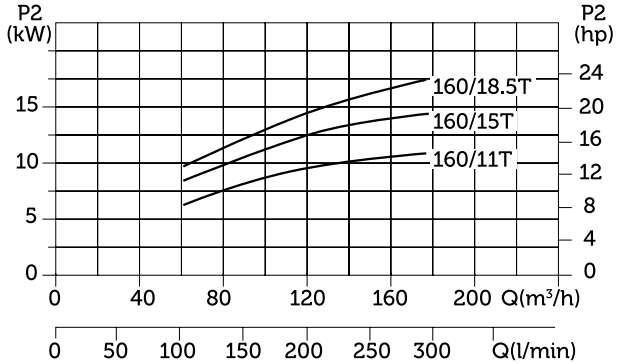

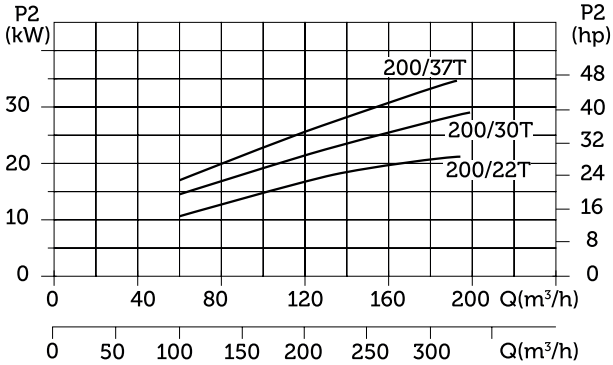

MODELO	DN Ø (mm)		POTENCIA		INT.	PESO
	ASP.	IMP.	KW	Hp	A	Kg
CX100-80-160/11	100	80	11,0	15,0	21,2	91
CX100-80-160/15	100	80	15,0	20,0	28,6	102
CX100-80-160/18,5	100	80	18,5	25,0	34,7	142
CX100-80-200/22	100	80	22,0	30,0	41,1	212
CX100-80-200/30	100	80	30,0	40,0	55,7	282
CX100-80-200/37	100	80	37,0	50,0	63,8	300

CAUDAL									
m³/h	60	80	100	120	140	160	180	192	200
l/min	1000	1333	1667	2000	2333	2667	3000	3200	3333
ALTURA DE CARGA EN METROS									
CX100-80-160/11	26	25	23	22	20	17	14	11	
CX100-80-160/15	35	33	31	29	27	24	21	20	18
CX100-80-160/18,5	38	37	36	35	33	30	27	25	22
CX100-80-200/22	46	44	42	40	38	35	31	29	26
CX100-80-200/30	57	56	55	53	50	47	44	42	39
CX100-80-200/37	66	65	63	61	59	56	53	51	48

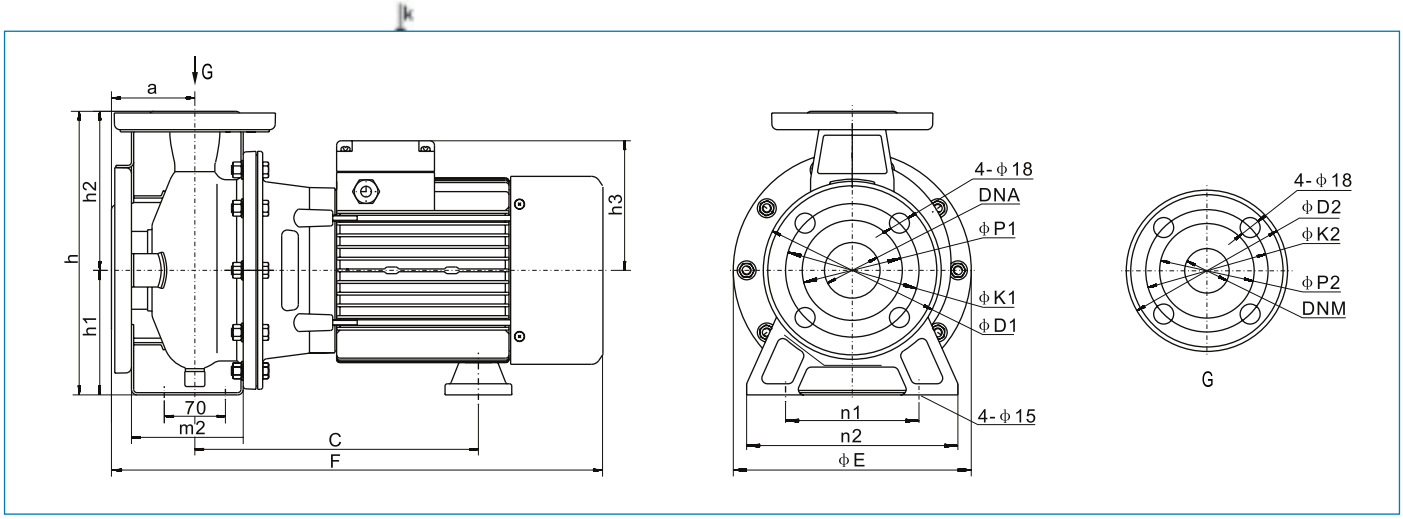

Para motores IE1

Model	Power P (kW)	ϕE	F	H	h1	h2	h3	a	m1	m2	n1	n2	B	C	D	ϕS	L1	L2	ϕD1	ϕk1	ϕP1	ϕD2	ϕK2	ϕP2	DNA	DNM
50-32-160/1.1	1.1	210	395	255	112	143	134	80	70	115	160	190	45	95	90	12	125	155	165	125	96	140	100	76	50	32
50-32-160/1.5	1.5	210	395	255	112	143	134	80	70	115	160	190	45	95	90	12	125	155	165	125	96	140	100	76	50	32
50-32-160/2.2	2.2	210	428	255	112	143	119	80	70	115	160	190	45	111	100	12	160	190	165	125	96	140	100	76	50	32
50-32-200/3.0	3.0	300	460	340	160	180	119	80	70	118	190	240	45	109	100	12	160	190	165	125	96	140	100	76	50	32
50-32-200/4.0	4.0	300	498	340	160	180	142	80	70	118	190	240	45	114	140	15	190	225	165	125	96	140	100	76	50	32
50-32-200/5.5	5.5	300	532	340	160	180	162	80	70	118	190	240	45	122	140	15	190	230	165	125	96	140	100	76	50	32
65-40-125/1.5	1.5	210	395	255	112	143	134	80	70	115	160	190	45	95	90	12	125	155	185	145	115	150	110	80	65	40
65-40-125/2.2	2.2	210	425	255	112	143	119	80	70	115	160	190	45	111	100	12	160	190	185	145	115	150	110	80	65	40
65-40-125/3.0	3.0	250	460	292	132	160	119	80	70	118	190	240	45	111	100	12	160	190	185	145	115	150	110	80	65	40
65-40-160/4.0	4.0	250	498	292	132	160	142	80	70	118	190	240	45	114	140	15	190	225	185	145	115	150	110	80	65	40
65-40-200/5.5	5.5	300	554	360	160	200	162	100	70	118	212	264	65	124	140	15	190	230	185	145	115	150	110	80	65	40
65-40-200/7.5	7.5	300	592	360	160	200	162	100	70	118	212	264	65	124	140	15	190	230	185	145	115	150	110	80	65	40
65-40-200/11	11	300	623	360	160	200	179	100	70	118	212	264	65	161	140	15	216	255	185	145	115	150	110	80	65	40
65-50-125/3.0	3.0	250	455	292	132	160	119	80	70	115	190	240	45	110	100	12	160	190	185	145	115	165	125	96	65	50
65-50-125/4.0	4.0	250	498	292	132	160	142	80	70	115	190	240	45	114	140	15	190	225	185	145	115	165	125	96	65	50
65-50-160/5.5	5.5	300	554	360	160	200	162	100	70	118	212	264	65	124	140	15	190	230	185	145	115	165	125	96	65	50
65-50-200/7.5	7.5	300	592	360	160	200	162	100	70	118	212	264	65	124	140	15	190	230	185	145	115	165	125	96	65	50
65-50-200/9.2	9.2	300	623	360	160	200	179	100	70	118	212	264	65	161	140	15	216	255	185	145	115	165	125	96	65	50
65-50-200/11	11	300	623	360	160	200	179	100	70	118	212	264	65	161	140	15	216	255	185	145	115	165	125	96	65	50
65-50-200/15	15	300	665	360	160	200	179	100	70	118	212	264	65	161	140	15	216	255	185	145	115	165	125	96	65	50
65-50-200/18.5	18.5	350	725	360	160	200	255	100	70	118	212	264	65	175	254	15	254	320	185	145	115	165	125	96	65	50

Para motores IE2

Model	Power P (kW)	ϕE	F	H	h1	h2	h3	a	m1	m2	n1	n2	B	C	D	ϕS	L1	L2	ϕD1	ϕk1	ϕP1	ϕD2	ϕK2	ϕP2	DNA	DNM
50-32-160/1.1	1.1	210	395	255	112	143	134	80	70	115	160	190	45	95	90	12	125	155	165	125	96	140	100	76	50	32
50-32-160/1.5	1.5	210	395	255	112	143	134	80	70	115	160	190	45	95	90	12	125	155	165	125	96	140	100	76	50	32
50-32-160/2.2	2.2	210	428	255	112	143	119	80	70	115	160	190	45	111	100	12	160	190	165	125	96	140	100	76	50	32
50-32-200/3.0	3.0	300	460	340	160	180	119	80	70	118	190	240	45	109	100	12	160	190	165	125	96	140	100	76	50	32
50-32-200/4.0	4.0	300	520	340	160	180	162	80	70	118	190	240	45	122	140	15	190	225	165	125	96	140	100	76	50	32
50-32-200/5.5	5.5	300	593	340	160	180	182	80	70	118	190	240	45	161	140	15	216	255	165	125	96	140	100	76	50	32
65-40-125/1.5	1.5	210	395	255	112	143	134	80	70	115	160	190	45	95	90	12	125	155	185	145	115	150	110	80	65	40
65-40-125/2.2	2.2	210	425	255	112	143	119	80	70	115	160	190	45	111	100	12	160	190	185	145	115	150	110	80	65	40
65-40-125/3.0	3.0	250	460	292	132	160	119	80	70	118	190	240	45	111	100	12	160	190	185	145	115	150	110	80	65	40
65-40-160/4.0	4.0	250	520	292	132	160	162	80	70	118	190	240	45	148	140	15	190	230	185	145	115	150	110	80	65	40
65-40-200/5.5	5.5	300	615	360	160	200	182	100	70	118	212	264	65	161	140	15	216	255	185	145	115	150	110	80	65	40
65-40-200/7.5	7.5	300	615	360	160	200	182	100	70	118	212	264	65	161	140	15	216	255	185	145	115	150	110	80	65	40
65-40-200/11	11	350	671	360	160	200	255	100	70	118	212	264	65	147	210	15	254	320	185	145	115	150	110	80	65	40
65-50-125/3.0	3.0	250	455	292	132	160	119	80	70	115	190	240	45	110	100	12	160	190	185	145	115	165	125	96	65	50
65-50-125/4.0	4.0	250	520	292	132	160	162	80	70	115	190	240	45	148	140	15	190	230	185	145	115	165	125	96	65	50
65-50-160/5.5	5.5	300	615	360	160	200	182	100	70	118	212	264	65	161	140	15	216	255	185	145	115	165	125	96	65	50
65-50-200/7.5	7.5	300	615	360	160	200	182	100	70	118	212	264	65	161	140	15	216	255	185	145	115	165	125	96	65	50
65-50-200/9.2	9.2	300	617	360	160	200	182	100	70	118	212	264	65	161	140	15	216	255	185	145	115	165	125	96	65	50
65-50-200/11	11	350	671	360	160	200	255	100	70	118	212	264	65	147	210	15	254	320	185	145	115	165	125	96	65	50
65-50-200/15	15	350	671	360	160	200	255	100	70	118	212	264	65	147	210	15	254	320	185	145	115	165	125	96	65	50
65-50-200/18.5	18.5	350	715	360	160	200	255	100	70	118	212	264	65	147	254	15	254	320	185	145	115	165	125	96	65	50

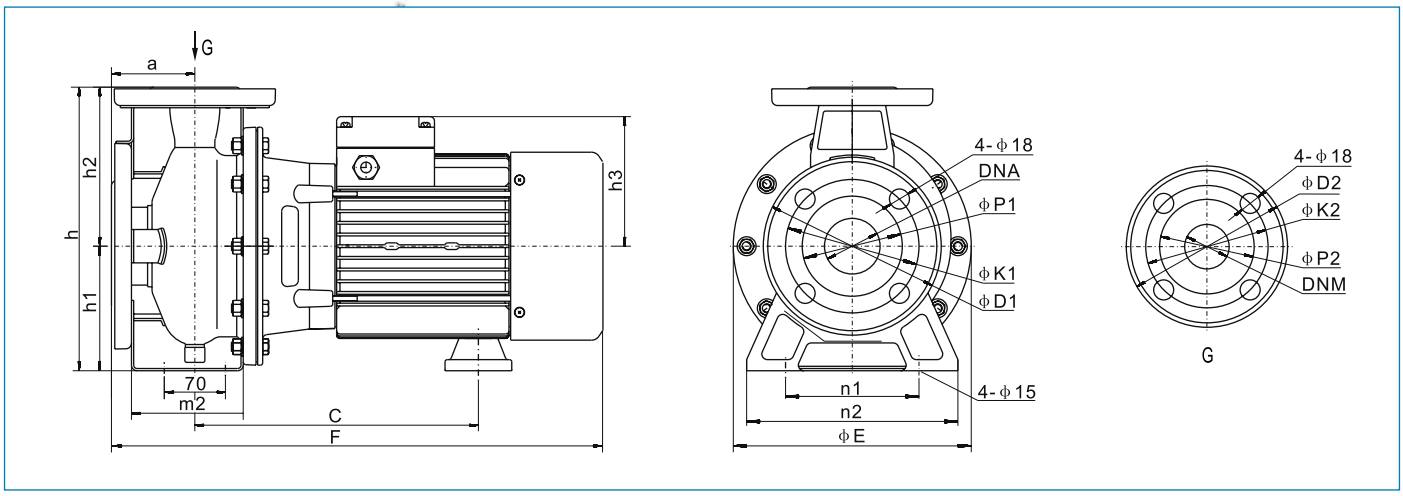

Para motores IE1

Model	Power P_2(kW)	ϕE	F	H	h1	h2	h3	a	m1	m2	n1	n2	B	C	D	e-ϕS	L1	L2	ϕD1	ϕk1	ϕP1	ϕD2	ϕK2	ϕP2	n	DNA	DNM
80-65-125/4	4.0	256	514	340	160	180	162	100	95	152	212	250	53	105	140	4-ϕ15	190	230	200	160	132	185	145	115	4	80	65
80-65-125/5.5	5.5	256	530	340	160	180	162	100	95	152	212	250	53	113	140	4-ϕ15	190	230	200	160	132	185	145	115	4	80	65
80-65-125/7.5	7.5	256	568	340	160	180	162	100	95	152	212	250	53	113	140	4-ϕ15	190	230	200	160	132	185	145	115	4	80	65
80-65-125/9.2	9.2	256	636	340	160	180	179	100	95	152	212	250	53	175	140	4-ϕ15	216	255	200	160	132	185	145	115	4	80	65
80-65-160/11	11	300	620	360	160	200	179	100	95	152	212	250	53	152	140	4-ϕ15	216	255	200	160	132	185	145	115	4	80	65
80-65-160/15	15	300	662	292	160	200	179	100	95	152	212	250	53	152	140	4-ϕ15	216	255	200	160	132	185	145	115	4	80	65
80-65-200/18.5	18.5	300	748	405	180	225	255	100	95	148	250	290	53	456	—	2-ϕ15	254	320	200	160	132	185	145	115	4	80	65
80-65-200/22	22	300	776	405	180	225	275	100	95	148	250	290	53	169	241	4-ϕ15	279	355	200	160	132	185	145	115	4	80	65
80-65-200/30	30	300	844	405	180	225	308	100	95	148	250	290	53	177	305	4-ϕ185	318	386	200	160	132	185	145	115	4	80	65
100-80-160/11	11	256	669	405	180	225	179	125	95	176	250	290	78	183	140	4-ϕ15	216	255	220	180	152	200	160	132	8	100	80
100-80-160/15	15	256	711	405	180	225	179	125	95	176	250	290	78	183	140	4-ϕ15	216	255	220	180	152	200	160	132	8	100	80
100-80-160/18.5	18.5	256	769	405	180	225	255	125	95	176	250	290	78	452	—	2-ϕ15	254	320	220	180	152	200	160	132	8	100	80
100-80-200/22	22	300	811	430	180	250	275	125	95	176	280	320	78	180	241	4-ϕ15	279	355	220	180	152	200	160	132	8	100	80
100-80-200/30	30	300	880	450	200	250	308	125	95	176	280	320	78	188	305	4-ϕ185	318	386	220	180	152	200	160	132	8	100	80
100-80-200/37	37	300	880	450	200	250	308	125	95	176	280	320	78	188	305	4-ϕ185	318	386	220	180	152	200	160	132	8	100	80

Para motores IE2

Model	Power P_2(kW)	ϕE	F	H	h1	h2	h3	a	m1	m2	n1	n2	B	C	D	e-ϕS	L1	L2	ϕD1	ϕk1	ϕP1	ϕD2	ϕK2	ϕP2	n	DNA	DNM
80-65-125/4	4.0	256	534	340	160	180	162	100	95	152	212	250	53	113	140	4-ϕ15	190	230	200	160	132	185	145	115	4	80	65
80-65-125/5.5	5.5	256	636	340	160	180	179	100	95	152	212	250	53	175	140	4-ϕ15	216	255	200	160	132	185	145	115	4	80	65
80-65-125/7.5	7.5	256	636	340	160	180	179	100	95	152	212	250	53	175	140	4-ϕ15	216	255	200	160	132	185	145	115	4	80	65
80-65-125/9.2	9.2	256	636	340	160	180	179	100	95	152	212	250	53	175	140	4-ϕ15	216	255	200	160	132	185	145	115	4	80	65
80-65-160/11	11	300	705	360	160	200	255	100	95	152	212	250	53	140	210	4-ϕ15	254	320	200	160	132	185	145	115	4	80	65
80-65-160/15	15	300	705	292	160	200	255	100	95	152	212	250	53	140	210	4-ϕ15	254	320	200	160	132	185	145	115	4	80	65
80-65-200/18.5	18.5	300	748	405	180	225	255	100	95	148	250	290	53	456	—	2-ϕ15	254	320	200	160	132	185	145	115	4	80	65
80-65-200/22	22	300	776	405	180	225	275	100	95	148	250	290	53	169	241	4-ϕ15	279	355	200	160	132	185	145	115	4	80	65
80-65-200/30	30	300	844	405	180	225	308	100	95	148	250	290	53	177	305	4-ϕ185	318	386	200	160	132	185	145	115	4	80	65
100-80-160/11	11	256	725	405	180	225	255	125	95	176	250	290	78	452	140	2-ϕ15	254	320	220	180	152	200	160	132	8	100	80
100-80-160/15	15	256	725	405	180	225	255	125	95	176	250	290	78	452	140	2-ϕ15	254	320	220	180	152	200	160	132	8	100	80
100-80-160/18.5	18.5	256	769	405	180	225	255	125	95	176	250	290	78	452	—	2-ϕ15	254	320	220	180	152	200	160	132	8	100	80
100-80-200/22	22	300	811	430	180	250	275	125	95	176	280	320	78	180	241	4-ϕ15	279	355	220	180	152	200	160	132	8	100	80
100-80-200/30	30	300	880	450	200	250	308	125	95	176	280	320	78	188	305	4-ϕ185	318	386	220	180	152	200	160	132	8	100	80
100-80-200/37	37	300	880	450	200	250	308	125	95	176	280	320	78	188	305	4-ϕ185	318	386	220	180	152	200	160	132	8	100	80

HASTA 11 KW • UP TO 11 KW • JUSQU'A 11 KW

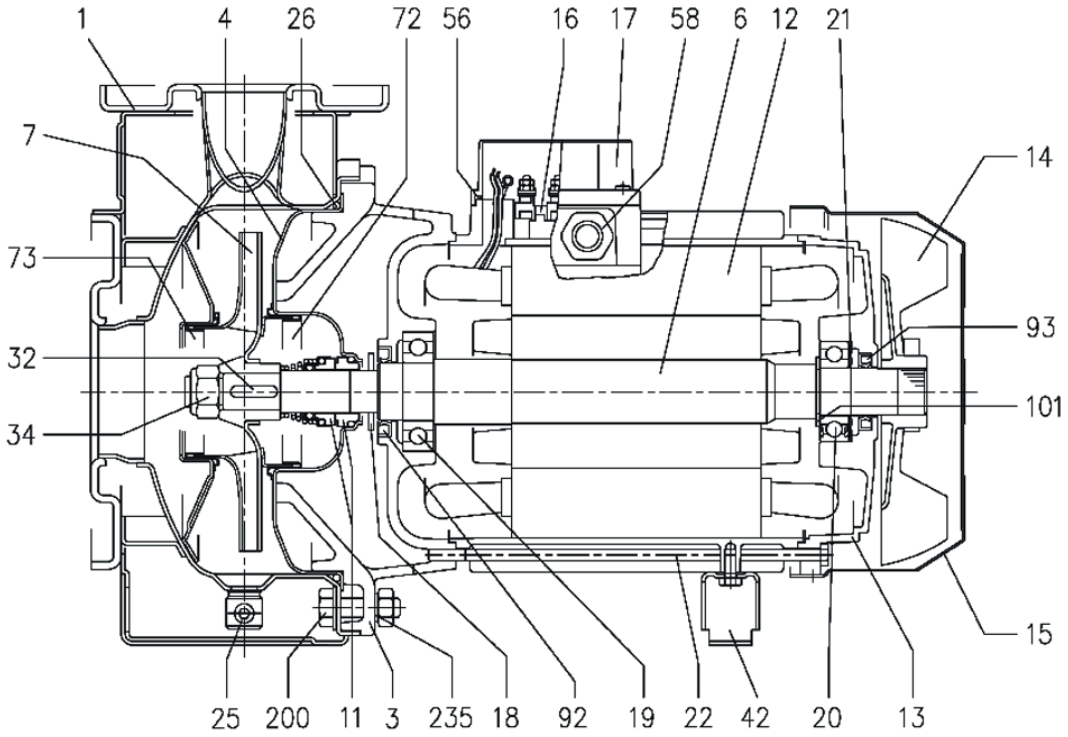

A PARTIR DE 15 KW • 15 KW AND ABOVE • PLUS DE 15 KW

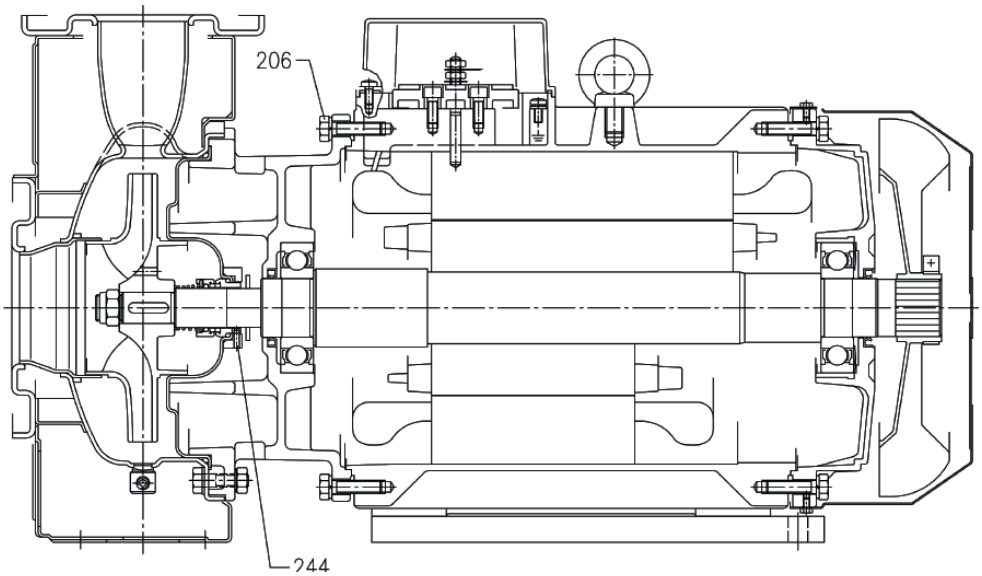

No.	Description	No.	Description	No.	Description	No.	Description
1	Casing	15	Fan cover	25	Drain plug	92	Lip seal
3	Motor bracket	16	Terminal	26	O-ring	101	Snap ring
4	Casing cover	17	Terminal box cover	32	Key	200	Screw
6	Shaft with rotor	18	Splash ring	34	Impeller nut	235	Washer
7	Impeller	19	Bearing	42	Foot	206	Screw fro bracket
11	Mechanical seal	20	Bearing	56	Box gasket	244	Pin
12	Motor frame with stator	21	Adjusting ring	58	Fasting nut		
13	Motor cover	22	Tie rod (up to 11 KW)	72	Casing ring		
14	Fan	22	Screw (15 KW and above)	73	Casing ring		

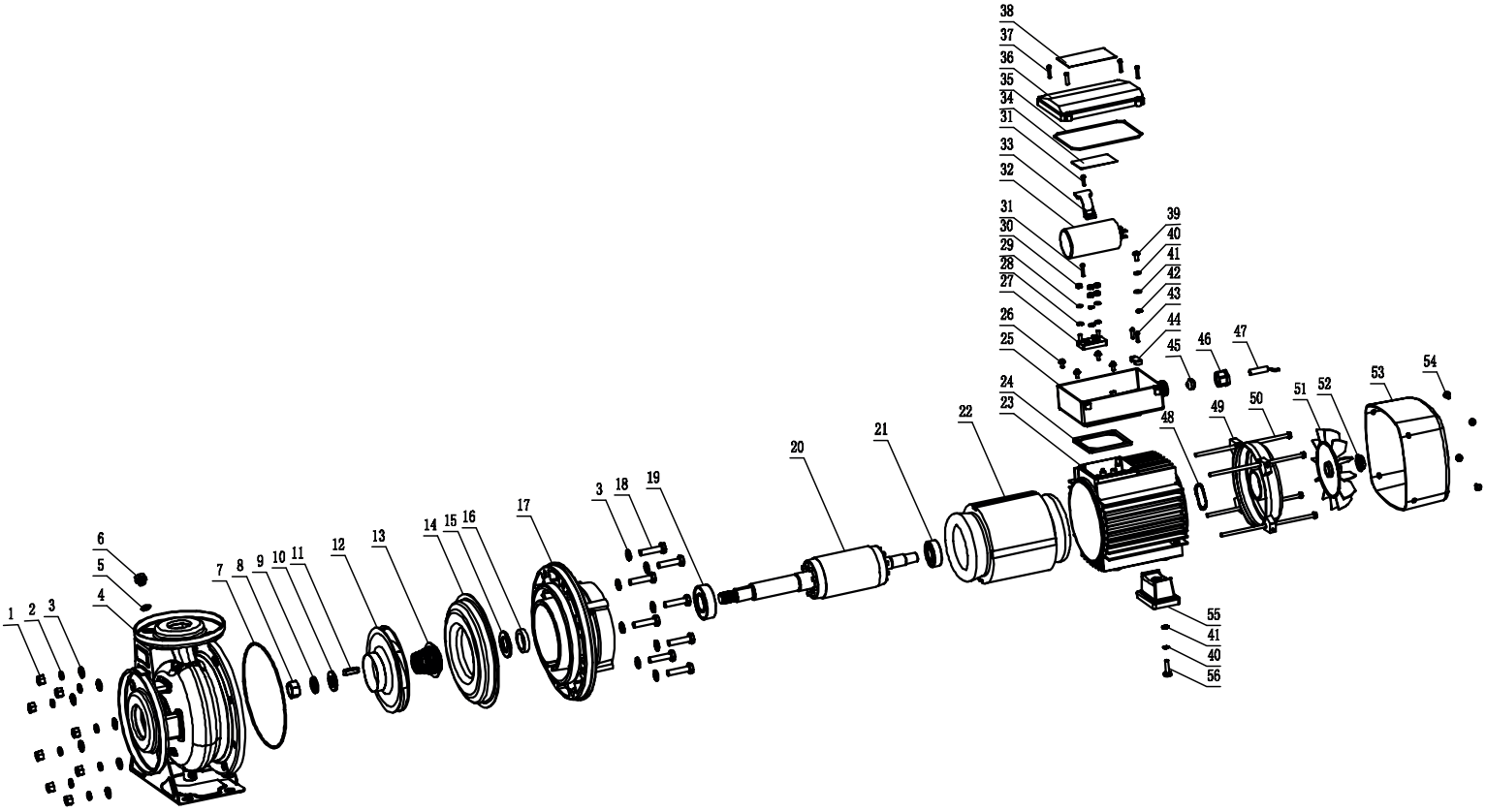

No.	Description	No.	Description	No.	Description	No.	Description	No.	Description	No.	Description
1	Hexagonal nut	11	Key	21	Bearing	31	Screws	41	Plain washer	51	Fan
2	Spring washer	12	Impeller	22	Stator	32	Capacitor	42	Lock washer	52	Fan fixing ring
3	Plain washer	13	Mechanical seal	23	Motor house	33	Capacitor gland	43	Screws	53	Fan cover
4	Pump compo-nents	14	Pump cover	24	Terminal box pad	34	Wiring diagram	44	Cable gland	54	Screws
5	O-ring	15	Slinger	25	Lower box	35	O-ring	45	Junction box nut plug	55	Motor bea-ring
6	Priming plug	16	Oil seal	26	Screws	36	Junction box	46	Junction box nut	56	Hexagonal bolt
7	O-ring	17	Front cover	27	Conection board	37	Screws	47	Cable		
8	Hexagonal nut	18	Hexagonal bolt	28	Lock washer	38	Name plate	48	Wave washer		
9	Spring washer	19	Bearing	29	Plain washer	39	Screws	49	Back cover		
10	Plain washer	20	Rotor	30	Hexagonal nut	40	Spring washer	50	Hexagonal bolt		

Proindecsa

Polígono Industrial Oeste, parc. 25/12

30169 San Ginés (Murcia)

Tlf: 968 88 08 52 Fax: 968 09 84

www.proindecsa.com / proindecsa@proindecsa.com

entidad asociada a cepreven

PYD ELECTROBOMBAS

PYD SYSTEM

PYD INDUSTRIA

PYD SUMERGIDAS